

Tools to Launch a Healthy Homes Program



National Center for Healthy Housing
Healthy Homes Training Center

1

Types of Tools

- For Home Visits
 - Residents
 - Property Managers
- For the Community
 - Enforcement Agencies
 - Redevelopment Agencies
 - Private Sector
 - Community Organizations



National Center for Healthy Housing
Healthy Homes Training Center

2

What is purpose of home visit?

- Assess Situation
 - Comprehensive Review of Conditions
 - Code Compliance
 - Health Impacts
 - Specific Problem
- Educate Owner and Occupant
 - Investigate Further
 - Change Behavior
 - Make Investment in Repairs
- Monitor / Correct Situation
 - Ongoing Tracking of Dangers
 - Control Hazards



National Center for Healthy Housing
Healthy Homes Training Center

3

Visual Assessment

- CEHRC Visual Survey
- NCHH Pediatric Environmental Home Assessment
- CDC/NCHH Healthy Homes Inspection Manual
- Others
 - Home Inspection for Home Sales
 - Pest Control Inspection
 - Local Code Inspection
 - Specific Hazards: Lead, Asbestos, Radon, Mold



National Center for Healthy Housing
Healthy Homes Training Center

4

Consumer Tools – Dry

- Moisture Meter
 - Pin-Type
 - Pin-Less
- Humidity Meter?



National Center for Healthy Housing
Healthy Homes Training Center

7

Consumer Tools – Clean

- High Efficiency Particulate Air (HEPA) Vacuum / Filter
- Bucket and Elbow Grease



National Center for Healthy Housing
Healthy Homes Training Center

8

Consumer Tools – Pest-Free

- Exclusion
- Housekeeping
- Cockroach Baits
- Cockroach Glue Traps
- Boric Acid?
- Rodent Traps?
- Other Pesticides?



National Center for Healthy Housing
Healthy Homes Training Center

9

Consumer Tools – Ventilated

- Toilet Paper
- Carbon Monoxide Alarm
- Furnace Filters
- CO Meter?
- Humidity Meter?



National Center for Healthy Housing
Healthy Homes Training Center

10

Consumer Tools – Safe

- Child-Safety Devices
- Smoke Alarm



National Center for Healthy Housing
Healthy Homes Training Center

11

Consumer Tools – Contaminant-Free

- Radon Test Kits
- Lead Dust Wipe Kits
- Lead Soil and Paint Kits
- Asbestos Sampling Kits?
- Mold Sampling Kits?
- Water Sampling Kits?



National Center for Healthy Housing
Healthy Homes Training Center

12

Consumer Tools – Maintained

- NCHH Maintenance Checklist

Healthy Homes Maintenance Checklist

The following checklist was developed for the Healthy Homes Training Center and Network as a tool for healthy home maintenance. A healthy home is one that is constructed, maintained, and rehabilitated in a manner that is conducive to good occupant health.



To maintain a healthy home, occupants should keep it dry, clean, and pest free, and prevent injury and control chemical contaminants both indoors and outdoors. Good home maintenance can act to reduce allergens, prevent illness, and reduce injury from accidents. This checklist provides basic guidelines. Items may need to be checked more often depending on local conditions and manufacturer suggestions.

Developed for the National Healthy Homes Training Center by Tom Blanton, Cambridge Associates and Ellen Zies, ZNY Associates.

Task	Frequency			
	Yearly	Quarterly	Monthly	As Needed
Yard & Exterior				
Water drains away from house	✓			
No trip, slip, falling, loose edge hazards	✓	✓		
Excess around-pool runoff	✓	✓		
Check for signs of rodents, bats, raccoons, skunks	✓			
Drain outdoor faucets and hoses	✓	✓		
Clear window wells and eaves drainage	✓	✓		
Clean gutters and downspouts	✓	✓		
Basement & Crawlspace				
No wet surfaces, puddles	✓	✓		
Sump pump and check sewer venting	✓	✓		
Floor areas working	✓	✓		
Vacuum basement regularly	✓			
Check for signs of radon, lead, asbestos, mold	✓			
Exterior Roof, Walls, Windows - check for leaks				
Roofs in good condition	✓			
Check chimneys, soffits, flashing, joints, daylight caulking	✓			
Make sure gutters discharge water away from building	✓			
Check attic vents	✓			
Check attic for signs of roof leaks	✓			
Check for rot and air stress	✓			
Look for peeling paint, deterioration	✓			
Look for signs of leaks, entry, and intrusion to rooms	✓			
Check loose window & door shut flashing seal	✓			
Check for signs of radon, lead, asbestos, mold	✓			
Check dryer vent	✓			
Check exhaust ducts are clear	✓			

Other Educational Materials

- HUD's Help Yourself to a Healthy Home
- CDC/HUD Healthy Homes Reference Manual
- www.healthyhomestraining.org
- www.nchh.org



For the Community

- Laws
 - Minimum Standards
 - Disclosure
 - Landlord Tenant
- Resources
 - Funds
 - People
 - Efficiency
 - Leveraging



National Center for Healthy Housing
Healthy Homes Training Center

15

Federal Laws

- Lead-Hazard
 - Professional Licensing
 - Abatement
 - Disclosure at Property Sale or Lease
 - Pre-Renovation Notice by Contractors
 - Renovation, Repair and Painting – *pending*
 - HUD Subsidized Property
- Asbestos
 - Demolition or Renovation
 - Four of more units
- Pesticides
 - Registration and Labeling
- Consumer Products
 - Consumer Products Safety Commission
 - Food and Drug Administration



National Center for Healthy Housing
Healthy Homes Training Center

16

State and Local Laws


- Housing Code
- Building / Residential Code
- Sanitation / Health Code
- Landlord-Tenant Laws
- Special Hazards
 - Pest Control Operator Licensing
 - Pests
 - Lead-Based Paint
 - Asbestos
 - Radon
 - Mold



National Center for Healthy Housing
Healthy Homes Training Center

17

Resources



- Funds
 - Grants
 - Loans
 - Penalties
- People
 - Who is going into homes?
- Efficiency
 - Coordinating Resources
 - One-Touch
- Leveraging
 - Green Developments
 - Weatherization
 - Community Development



National Center for Healthy Housing
Healthy Homes Training Center

18