
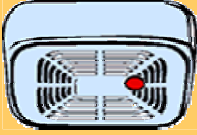



Child ID #: _____ Date: _____


Address: _____ Apt.#: _____

An inspector from the NYC Department of Health and Mental Hygiene (DOHMH) inspected the apartment listed above for lead paint hazards and other home health hazards. If lead paint hazards were identified, you will receive a Commissioner's Order with a list of the lead paint hazards you must repair. The checklist below tells you the problems other than lead paint hazards which the inspector found in the apartment. It also tells you what you should do to fix the problems. **Remember periodic maintenance is the key to keeping homes healthy and safe. Please read the checklist below and the enclosed brochures. For more information, please call 311 or see the following website: www.nyc.gov/health/healthyhomes**

Landlord Checklist

HOME HEALTH HAZARD AND INSPECTION RESULTS	HAZARD FOUND IN APARTMENT	WHAT LANDLORDS AND HOME OWNERS SHOULD DO
<p>Is the apartment missing smoke alarms and carbon monoxide alarms in the required locations?</p> <p>Smoke alarms and carbon monoxide alarms save lives!</p>	<p>Smoke Alarm: <input type="checkbox"/> Yes <input type="checkbox"/> No</p>  <p>Carbon Monoxide Alarm: <input type="checkbox"/> Yes <input type="checkbox"/> No</p> 	<p>Building owners are required by law to install a smoke alarm and a carbon monoxide (CO) alarm within 15 feet of every room where people sleep.</p> <ul style="list-style-type: none"> <input type="checkbox"/> The alarms must have the Underwriter's Laboratory (UL) seal of approval. <input type="checkbox"/> In an apartment or home with more than one floor, smoke alarms are required on every floor and in the basement. The Fire Department recommends that you also install CO alarms in these locations also. <input type="checkbox"/> Prevent fires and CO problems. Make sure that all gas and oil-fueled appliances are operating properly. Hire a qualified technician to inspect these appliances annually. <input type="checkbox"/> Propane and kerosene heaters are illegal in NYC. They are a fire and CO hazard. Provide adequate heat so that tenants do not use space heaters. <p>To find out why smoke and CO alarms are so important, read the enclosed pamphlets from the NYC Fire Department.</p>
<p>Is the apartment missing required window guards?</p> <p>Are any of the window guards loose or incorrectly installed?</p> <p>Window guards can save lives!</p>	<p><input type="checkbox"/> Yes <input type="checkbox"/> No</p> <p><input type="checkbox"/> Yes <input type="checkbox"/> No</p> 	<p>Building owners are required by law to install DOMHM-approved window guards in every apartment where a child younger than 11 years lives, if the apartment is located in a building with 3 or more apartments.</p> <p>Window guards must be installed on every window in the apartment, except the window that opens onto the fire escape. Window guards are required even if the apartment is on the first floor.</p> <p>To learn more about window guard requirements read the enclosed brochure: Window Guards: They Save Lives. They're the Law.</p>

CHILD ID# _____

HOME HEALTH HAZARD AND INSPECTION RESULTS	HAZARD FOUND IN APARTMENT	WHAT LANDLORDS AND HOME OWNERS CAN DO
<p>Was mold found on:</p> <p>Bathroom walls or ceiling? <input type="checkbox"/> Yes <input type="checkbox"/> No</p> <p>In other rooms? <input type="checkbox"/> Yes <input type="checkbox"/> No</p> <p>List other rooms:</p> <p>_____</p> <p>_____</p> <p>_____</p> <p>_____</p> <p>Mold can trigger allergies and asthma!</p>		<p>Building owners must remove mold from ceilings, walls, and floors. Tenants are responsible for removing mold on bathroom tiles.</p> <p>To prevent mold from growing:</p> <ul style="list-style-type: none"> <input type="checkbox"/> Fix leaks and dripping faucets promptly. <input type="checkbox"/> Provide adequate ventilation in the bathroom and throughout the apartment. <p>To remove small areas of mold:</p> <ul style="list-style-type: none"> <input type="checkbox"/> Scrub mold off with soap and water. Wear waterproof gloves while you do this. <input type="checkbox"/> Dry the area completely when you are finished. <p>For bigger jobs (10 square feet of mold or more):</p> <ul style="list-style-type: none"> <input type="checkbox"/> You may want to hire a professional with experience in mold removal. <input type="checkbox"/> You can call 311 to get advice from DOHMH. <p>To learn more about mold read the enclosed DOHMH pamphlet, Facts about Mold.</p>
<p>Did the apartment contain evidence of:</p> <p>RATS <input type="checkbox"/> Yes <input type="checkbox"/> No</p> <p>MICE <input type="checkbox"/> Yes <input type="checkbox"/> No</p> <p>ROACHES <input type="checkbox"/> Yes <input type="checkbox"/> No</p> <p>You can control pests safely and minimize the use of dangerous pesticides.</p>		<p>Building owners are required to keep buildings free of rats, mice, and insect infestations.</p> <p>Pesticides are poisons and can make people sick. Never use foggers, bombs, or sprays. These methods spread poison throughout the home.</p> <ul style="list-style-type: none"> <input type="checkbox"/> For mice, it is safer to use glue traps or poison that is sealed in bait trays. <input type="checkbox"/> For roaches, use boric acid (where children can't touch it or eat it), glue traps, or sealed bait stations. <input type="checkbox"/> Never use Tres Pasitos, Tempo, or Roach Chalk (also called Chinese Chalk). These pesticides are both dangerous and illegal. <p>You can stop pests from entering the building and individual apartments by:</p> <ul style="list-style-type: none"> <input type="checkbox"/> Using caulk or plaster to seal holes and cracks in the walls, floors, and ceiling <input type="checkbox"/> Filling large holes with copper mesh or steel wool before sealing. <p>You should also:</p> <ul style="list-style-type: none"> <input type="checkbox"/> Fix leaks and dripping faucets so pests can't find water to drink. <input type="checkbox"/> Provide metal garbage cans with tight lids for the building. <p>For more information on safe ways to get rid of pests, read: How to Control Pests Safely.</p>