



Health Impact Assessment:

BALTIMORE-WASHINGTON RAIL INTERMODAL FACILITY

BACKGROUND



www.nchh.org

Facility's Purpose:

"To transfer goods between trucks and trains for either 'long-haul' rail service to markets outside of the region or 'short-haul' truck delivery to local

SITE PLAN
INCLUDES 65
ACRES:

350

truck trips
per day
(30-40/hour)

5

trains entering
and exiting the
facility per day

85,000

container lifts per year



KEY PLAYERS



www.nchh.org

- CSX, Transportation
- City of Baltimore
- MD Department of Transportation
- MD Department of the Environment
- MD Department of Health and Mental Hygiene
- Morrell Park and Violetville Community Associations
- Residents
- Community Leaders
- Local Businesses

HIA LEAD:

National Center for Healthy Housing

Columbia, MD-based nonprofit

**Our purpose:
To secure healthy
homes for all**

MORRELL PARK/VIOLETVILLE



Demographics

- Greater proportion of residents 65 and older
- Median income lower than median income for the county



Health

- Higher rates of age-adjusted mortality, heart disease, deaths linked to lower respiratory disease and cancer deaths



Air Quality

- Current PM_{2.5} levels at WHO threshold
- Facility will increase emissions of PM and other pollutants



Employment

- Unemployment higher in areas surrounding facility
- Unemployed may not be eligible for jobs created by facility




Neighborhood Resources

- Property values could be affected in already stressed market
- Increased traffic may impact use of park spaces



Noise

- Sensitive receptors (schools, hospitals, senior care facility) will not have any barrier to mitigate increase noise emissions



Traffic Safety

- Baseline traffic safety conditions already poor
- Concerns about increased traffic congestion and safety



Light

- Concerns about light flooding adjacent properties at night and about impacts on privacy

COMMUNITY PERSPECTIVES




“I’m hoping that CSX will help us develop an economic base.”

“We have a high incidence of lung cancer, emphysema, and cardiac-related issues. **None of those people do well in a heavily polluted area.**”

“**Our neighborhood is definitely going down.** And what I think, and I hate to say it, **I think this is going to make it worse.**”


“**You can't just pick up and get a job working for CSX.** You got to know a little bit of something, I'm sure. I mean unless maybe you're security. You can't be an engineer or you can't be a crane operator.”

THE BOTTOM LINE

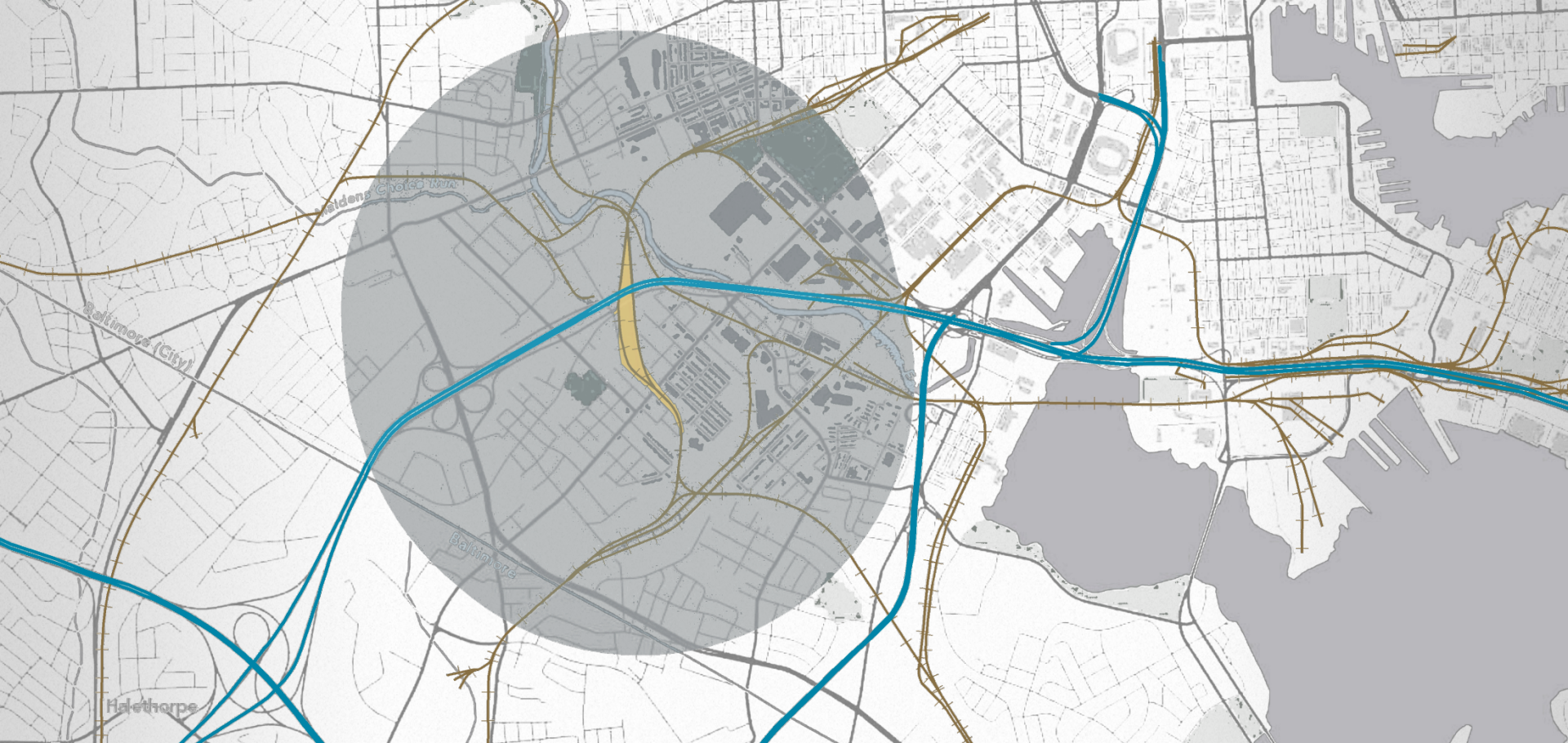


The facility may worsen
air quality and increase
disease, injury, and death

Tax revenues will be
dispersed around the state
while residents surrounding
the site will bear the lion's
share of the negative impacts



Opportunities exist to protect
health in the facility's design,
construction, and operations



Rebecca Morley, Executive Director
NATIONAL CENTER FOR HEALTHY HOUSING
rmorley@nchh.org



www.nchh.org